

Performance Monitor for Oracle

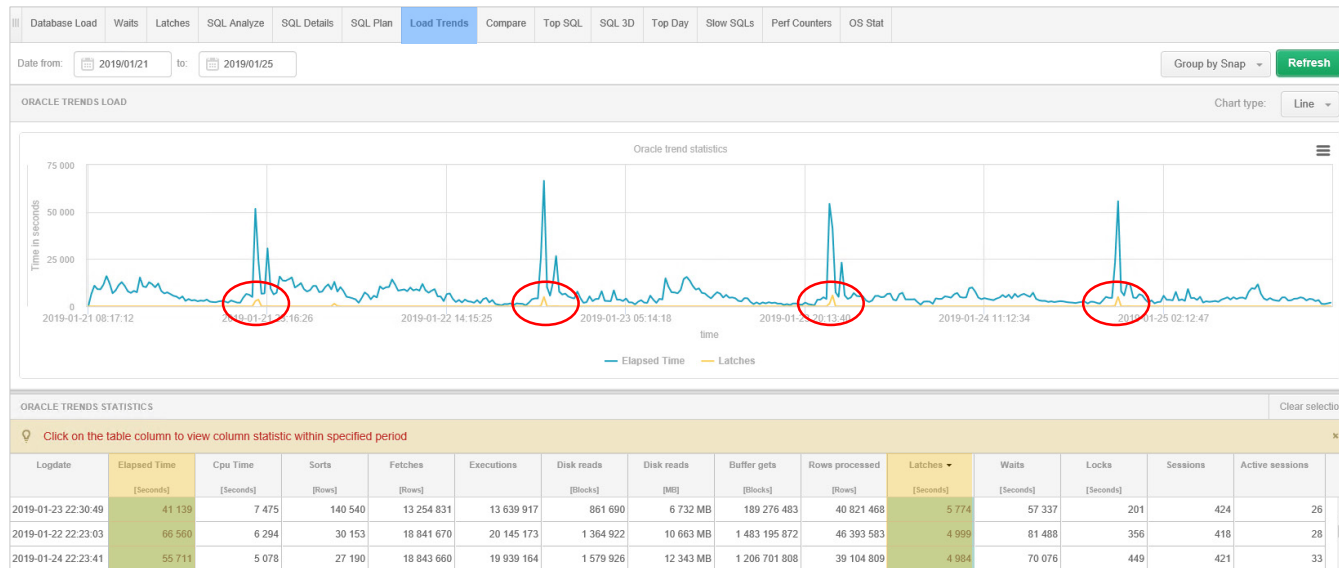
Latch: Undo Global Data

Identification of the Latches problem

Checking the problem of locks in the database starts in the **Load Trends** tab.

In order to analyse it, choose the performance statistics of **Elapsed Time** and **Latches**.

Search for a period with a high number of **latches**.

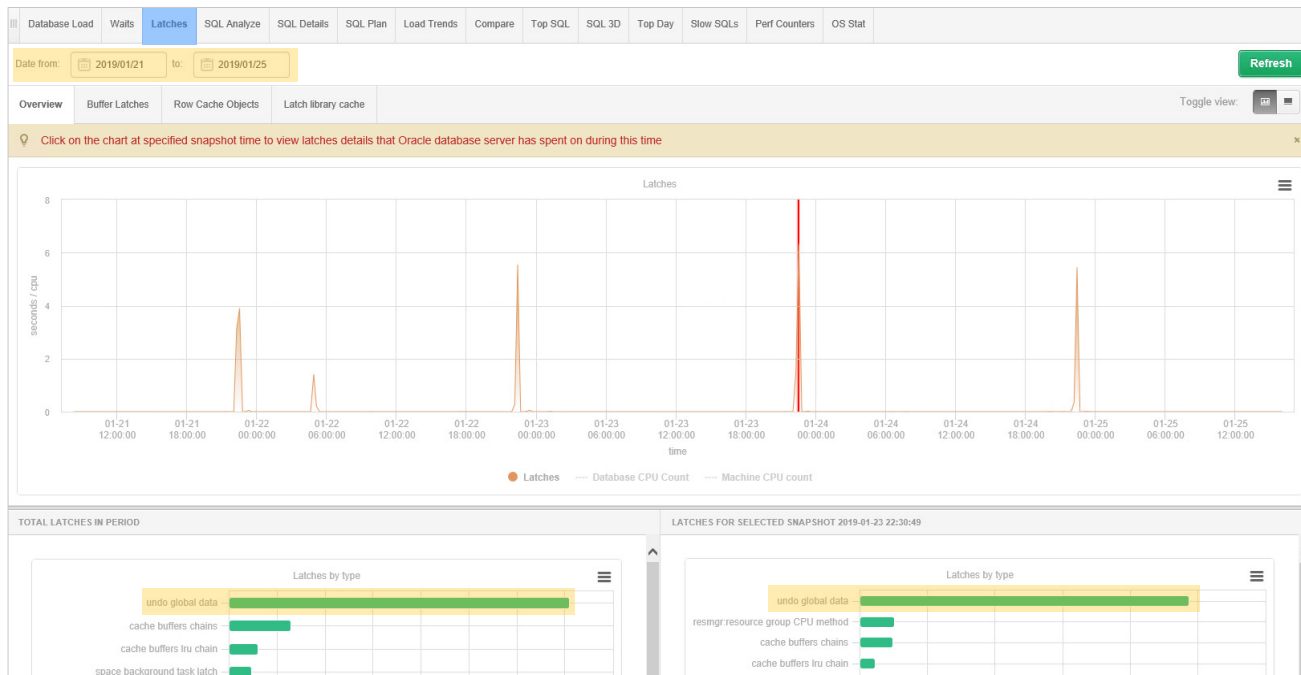


Latches

For further analysis, go to the **Latches** tab.

Choose the **date** for which the problem was diagnosed.

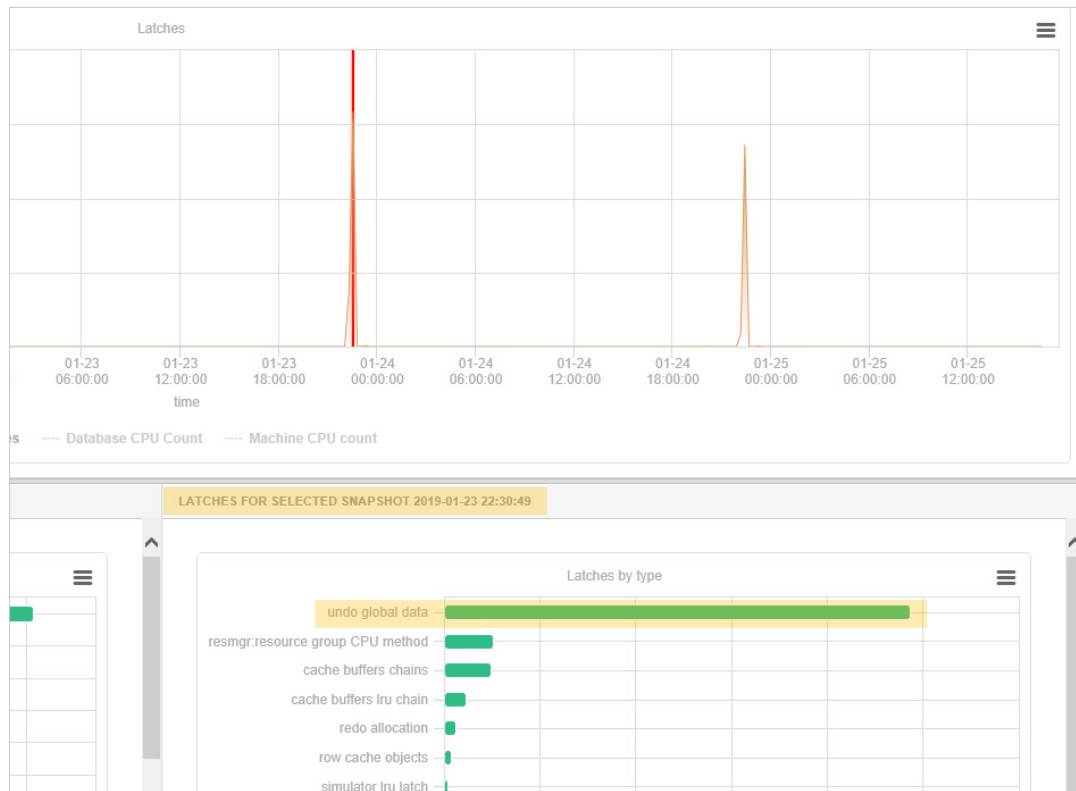
By indicating a point on the graph with a high number of **latches**, we get information about the type of latch in a given **snaph**.



Latches

In the example in question, the main problem is the Latch of the following type: **Undo Global Data**.

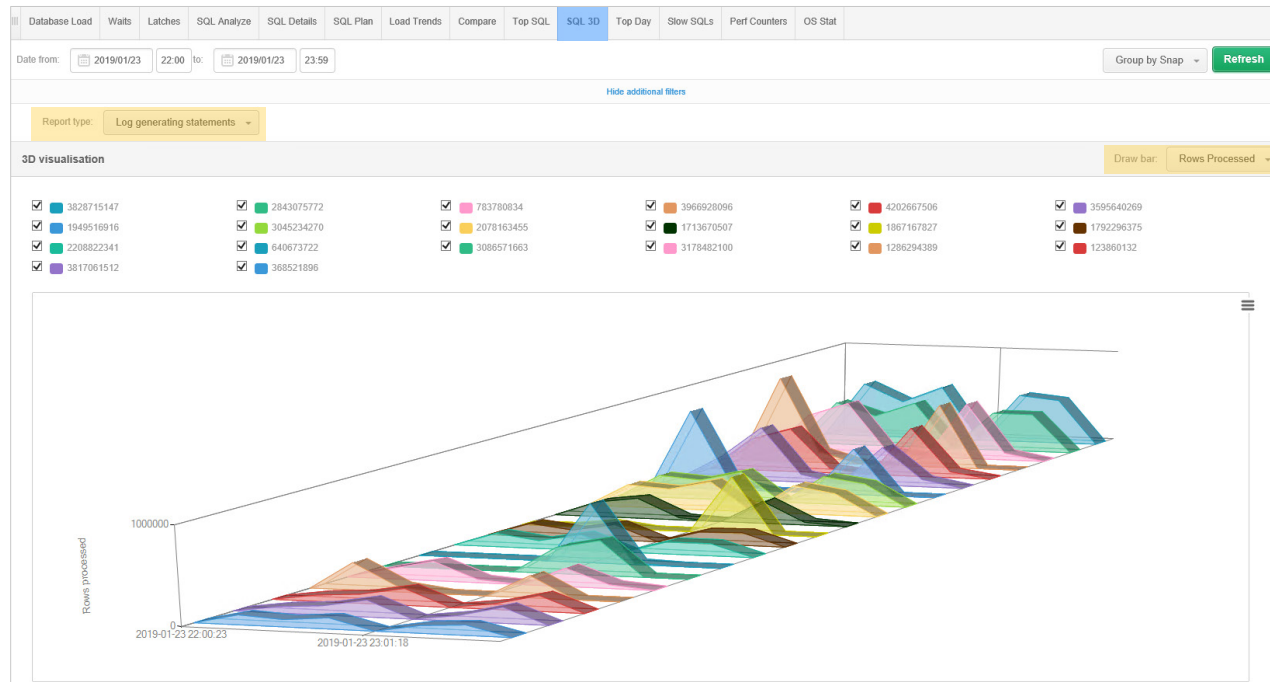
This latch arises as a result of difficult query access to **UNDO space**.



SQL 3D

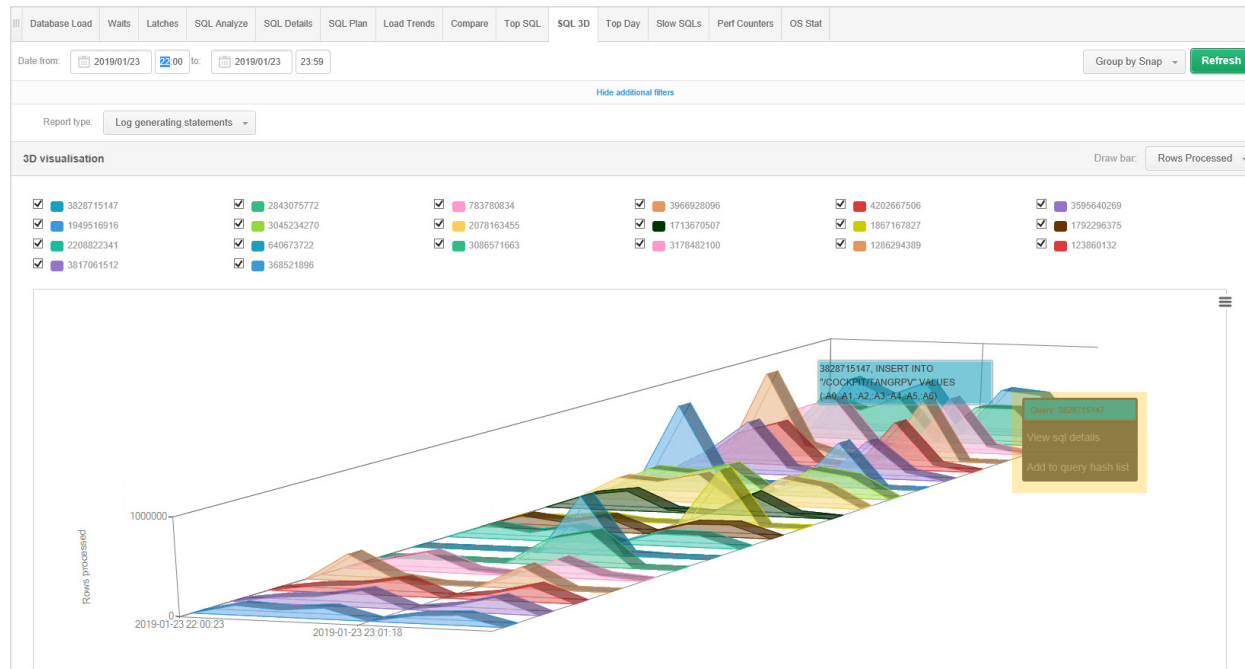
In order to search for queries using UNDO space, go to the **SQL 3D** tab.

We limit the search by selecting the **Rows processed** statistic and the **Log generating statements** report type.



SQL 3D

Search for queries that generate changes and select **Add to query hash list** for further analysis.



SQL Details

DBPLUS
better performance

Analyse the queries that generate the largest number of **changes**.

Verify if a **rollback** occurs at the time of a high level of latches.

Database Load

Waits

Latches

SQL Analyze

SQL Details

SQL Plan

Load Trends

Compare

Top SQL

SQL 3D

Top Day

Slow SQLs

Perf Counters

OS Stat

3828715147

From: 2019/01/23 00:00 to: 2019/01/23 23:59

☒ Group by plan hash

Group by Snap

☐ Online values

Refresh

Find SQL

STATEMENT TEXT

INSERT INTO "/COCKPIT/IANGRFV" VALUES (:A0,:A1,:A2,:A3,:A4,:A5,:A6)

SQL STATISTICS (SQL ID: tn2616bk3b3nb)

☐ Show values per 1 executions

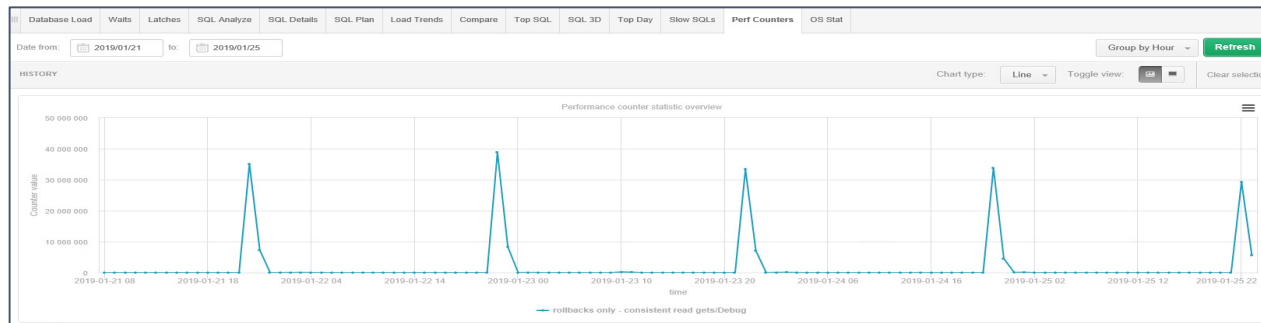
| Date | Plan hash | Elapsed Time | Cpu Time | Rows processed | Fetches | Executions | Parse Calls | Disk Reads | Disk Reads | Buffers Get | Buffer Quality | Module | Outline category | Elapsed Time per 1 Exec |
|---------------------|-----------|--------------|-----------|----------------|---------|------------|-------------|------------|------------|-------------|----------------|-----------------|------------------|-------------------------|
| | | [Seconds] | [Seconds] | [Rows] | [Rows] | | | [Blocks] | [GB] | [Blocks] | [%] | | | [Seconds] |
| 2019-01-23 22:15:36 | 0 | 556.5 | 11.8 | 599 174 | 0 | 6 850 | 112 | 4 066 | 0 GB | 3 506 039 | 99.9 | /COCKPIT/SAP... | | 0.08125 |
| 2019-01-23 22:30:49 | 0 | 151.4 | 7.5 | 409 725 | 0 | 2 984 | 12 | 956 | 0 GB | 2 301 481 | 100.0 | /COCKPIT/SAP... | | 0.05077 |
| 2019-01-23 22:46:06 | 0 | 12.8 | 6.0 | 591 021 | 0 | 1 656 | 6 | 0 | 0 | 2 598 125 | 100.0 | /COCKPIT/SAP... | | 0.00772 |
| 2019-01-23 23:16:52 | 0 | 157.0 | 3.8 | 530 084 | 0 | 4 757 | 27 | 1 | 0 GB | 2 265 602 | 100.0 | /COCKPIT/SAP... | | 0.03307 |
| 2019-01-23 23:31:44 | 0 | 10.2 | 4.0 | 487 851 | 0 | 1 420 | 2 | 0 | 0 | 1 914 282 | 100.0 | /COCKPIT/SAP... | | 0.00726 |

Perf Counters

For this purpose, check the statistics in the Perf Counters tab:

Rollbacks only – consistent read gets/debug.

At the time of the problem, there is a **high level of rollbacks** on the previously verified queries, which is the cause of difficult access to **the UNDO space**.



DBPLUS
better performance

Thank you

www.dbplus.tech

dbplus.tech